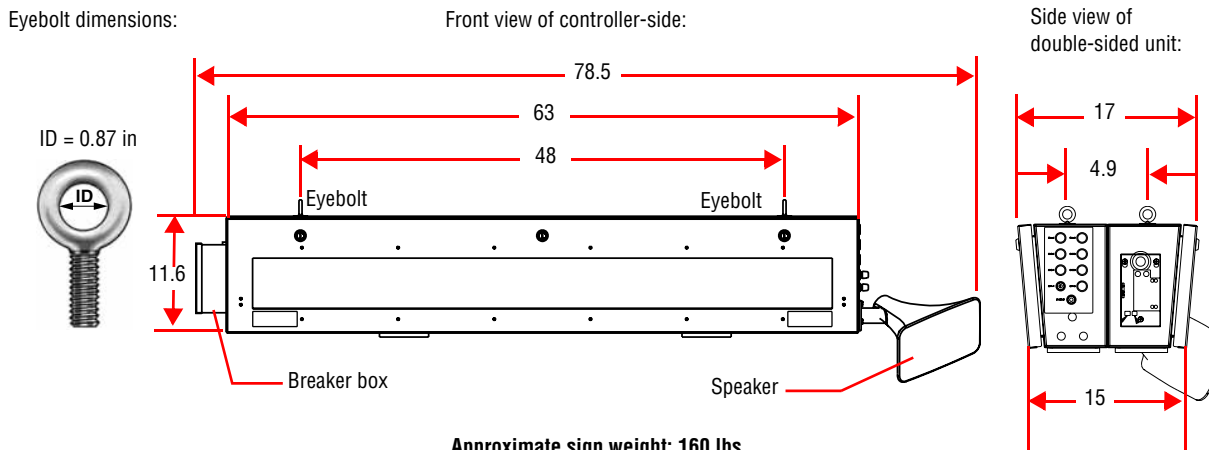


**1** Disconnect all power from the sign at the power source to prevent electrical injury or damage.



**⚠ WARNING**  
**Hazardous voltage.**  
Contact with high voltage may cause death or serious injury.  
Always disconnect power to unit prior to servicing. SM1000A

**Sign specifications**



**Approximate sign weight: 160 lbs.**

Dimensions (in inches) are approximate as shown.

- Design of the support structure should only be done by a qualified individual. It is the installer's responsibility to ensure that the support structure and hardware are capable of safely supporting the sign and are in compliance with all applicable building codes.
- *Adaptive is not responsible for installations or the structural integrity of support structures done by others.*
- Mounting hardware is not supplied with the sign. Mounting hardware that is used to hang or suspend a sign must be capable of safely supporting the weight of the sign (approximately 160 lbs. for a double-sided unit and 80 lbs for a single-sided unit).
- Only use the sign's eyebolts to hang the sign. Mounting to any other parts of the sign will void the warranty.
- All eyebolts (4 on double-sided units, 3 on single-sided units) must be used to lift and hang the sign.
- These signs are for indoor use only and should not be continuously exposed to direct sunlight, such as in a window.
- These signs should only be used in an environment where the temperature is between 32° and 113° F (0° and 45° C).
- These signs should only be used in an environment where non-condensing humidity does not exceed 95%.

**Minimum specifications for chain and shackles used to lift and hang a sign:**

Material and finish: selection depends on the specific application. (Plain finish may be used for non-corrosive environments. However, stainless is required for corrosive environments.)

Working load limit: 2200 lbs.

© Copyright 2006 Adaptive Micro Systems LLC. All rights reserved.

Adaptive Micro Systems • 7840 North 86th Street • Milwaukee, WI 53224 USA • 414-357-2020 • 414-357-2029 (fax) • <http://www.adaptivedisplays.com>


Trademarked names appear throughout this document. Rather than list the names and entities that own the trademarks or insert a trademark symbol with each mention of the trademarked name, the publisher states that it is using names for editorial purposes and to the benefit of the trademark owner with no intention of improperly using the trademark.

The following are trademarks of Adaptive Micro Systems: Adaptive, Alpha, AlphaLert, AlphaNET, AlphaNet plus, AlphaEclipse, AlphaPremiere, AlphaTicker, AlphaVision, AlphaVision InfoTracker, Automode, BetaBrite, BetaBrite Director, BetaBrite Messaging Software, Big Dot, Director, EZ KEY II, EZ95, PagerNET, PPD, PrintPak, Serial Clock, Smart Alec, Solar, TimeNet

The distinctive trade dress of this product is a trademark claimed by Adaptive Micro Systems LLC.  
Due to continuing product innovation, specifications in this manual are subject to change without notice.

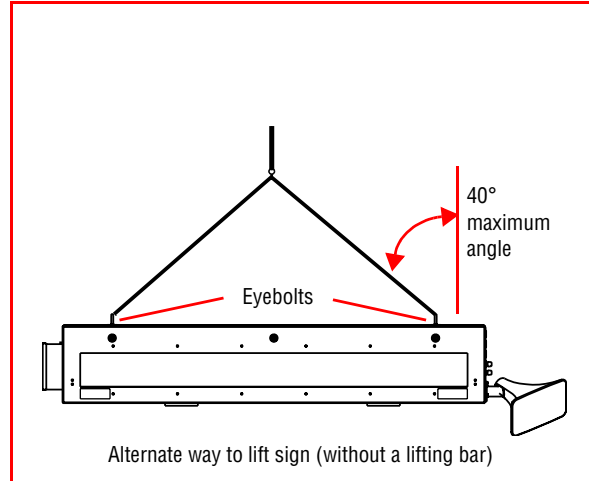
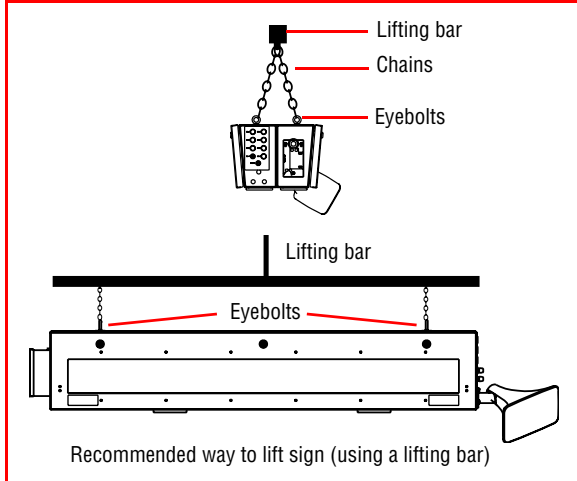
## 2 Lift the sign using the eyebolts.

**⚠ WARNING**



Possible crush hazard. Always use eyebolts to lift sign. Otherwise the sign may fall, causing serious injury or death.


SM1017



## 3 Hang the sign from chains using all the eyebolts.

- Hang double-sided signs from four separate mounting points.
- Hang single-sided signs from three separate mounting points.
- Do not hang two chains from the same point.
- Allow minimum clearances as shown below.

**⚠ WARNING**



Possible crush hazard. Always use eyebolts to lift sign. Otherwise the sign may fall, causing serious injury or death.

SM1017

