


Ooh!Media
Installation





1. System Requirements:

- Supported operating systems
 - Windows 7 + Windows 10
- Required Software
 - Microsoft .NET framework 2.0
- Required rights
 - The software need to be installed with administrator rights on the PC. Changes on file level in the Program files directory and Registry are done during installation.
 - When the program is started for the first time a few registry changes should be done with administrator rights. After these changes some directories are created. Keep in mind that the rights given on these directories should be fully accessible for the user that will be using the program.
The security rights should have modify set for the user on the Folder “Adaptive Micro Systems” they should also be set inheritent for all Child folders.
 - Folders will also be created in the “Adaptive Micro Systems” Folder tree from the user’s login. They should get the correct security rights when created.

Daylight ^{bvba}, Brusselsesteenweg 715
9050 Gentbrugge - België
HRG 161 498 / BE 443 834 881

tel +32 (09) 230 54 00
fax +32 (09) 230 96 19
email info@daylight.be

KBC Nederland 063.31.00.102
KBC BELGIE 446-9650001-96
BANK VAN BREDA 645-1411520-11

<http://www.daylight.be>


2. Installation:

- Insert the CD or launch the application “amplayer.exe from the CD.
- You get the following screen:

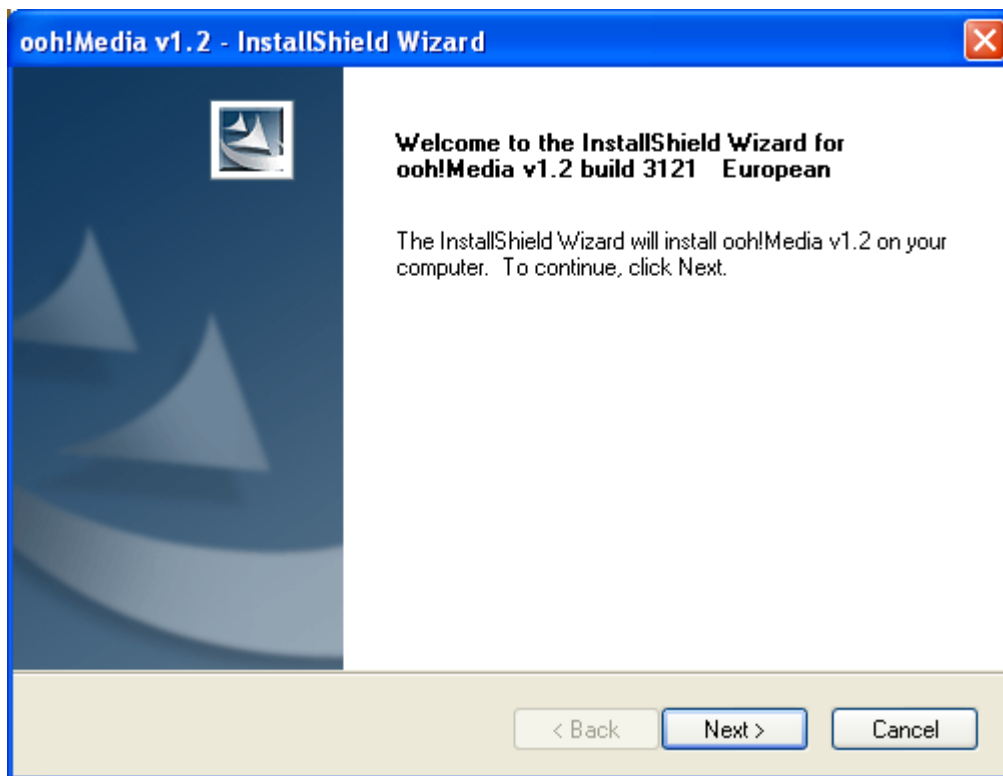


- Here you click on the button “install ooh!Media” to install the software.
- Now you have to choose the installation language:





- On the next screen click next



Daylight bvba, Brusselsesteenweg 715
9050 Gentbrugge - België
HRG 161 498 / BE 443 834 881

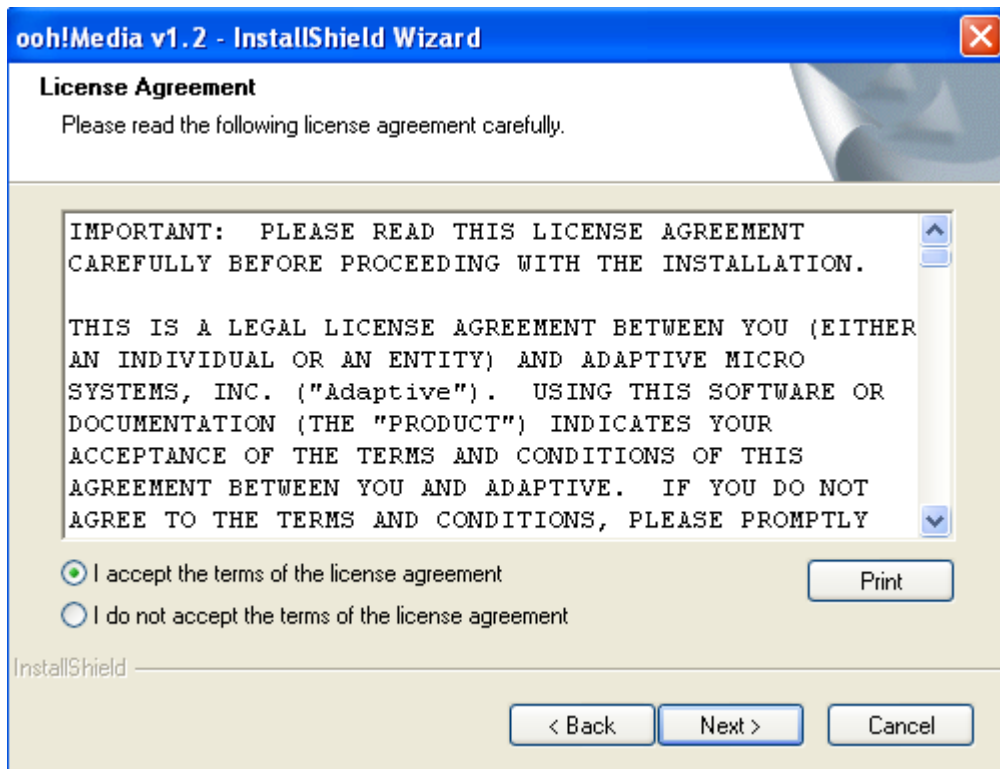
tel +32 (09) 230 54 00
fax +32 (09) 230 96 19
email info@daylight.be

KBC Nederland 063.31.00.102
KBC BELGIE 446-9650001-96
BANK VAN BREDA 645-1411520-11

<http://www.daylight.be>



- Now you have to accept the license agreement and click next



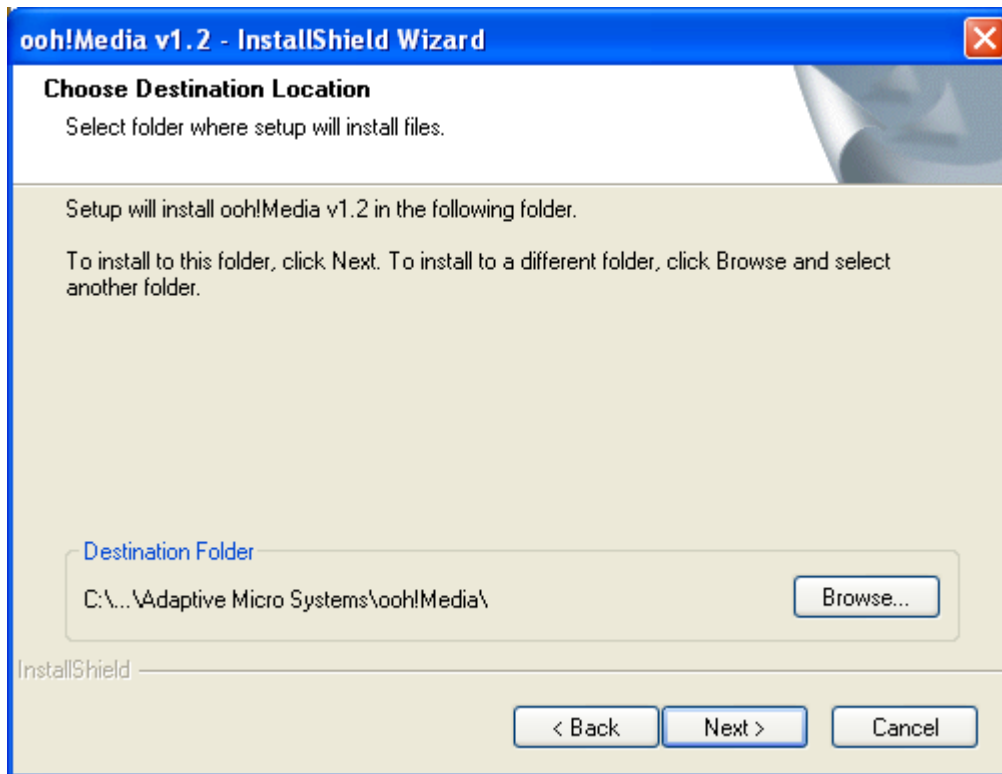
Daylight ^{bvba}, Brusselsesteenweg 715
9050 Gentbrugge - België
HRG 161 498 / BE 443 834 881

tel +32 (09) 230 54 00
fax +32 (09) 230 96 19
email info@daylight.be

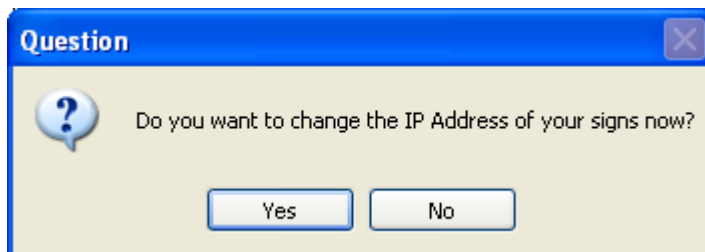
KBC Nederland 063.31.00.102
KBC BELGIE 446-9650001-96
BANK VAN BREDA 645-1411520-11

<http://www.daylight.be>

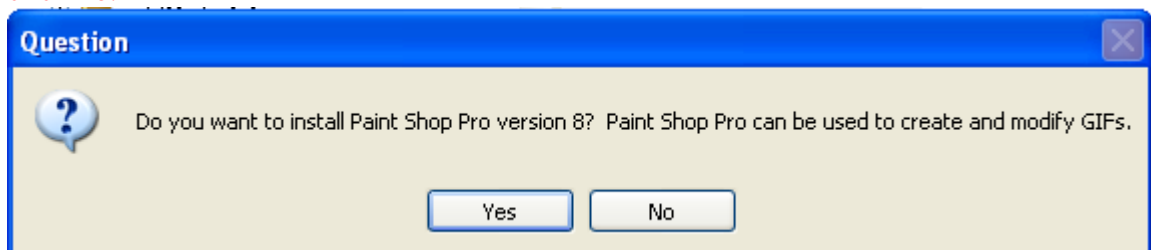
- The installation should be done in the default location as below, click next.




- After installation the following window appears, **click NO**.



- **DO NOT install paint shop pro 8.**
click no.

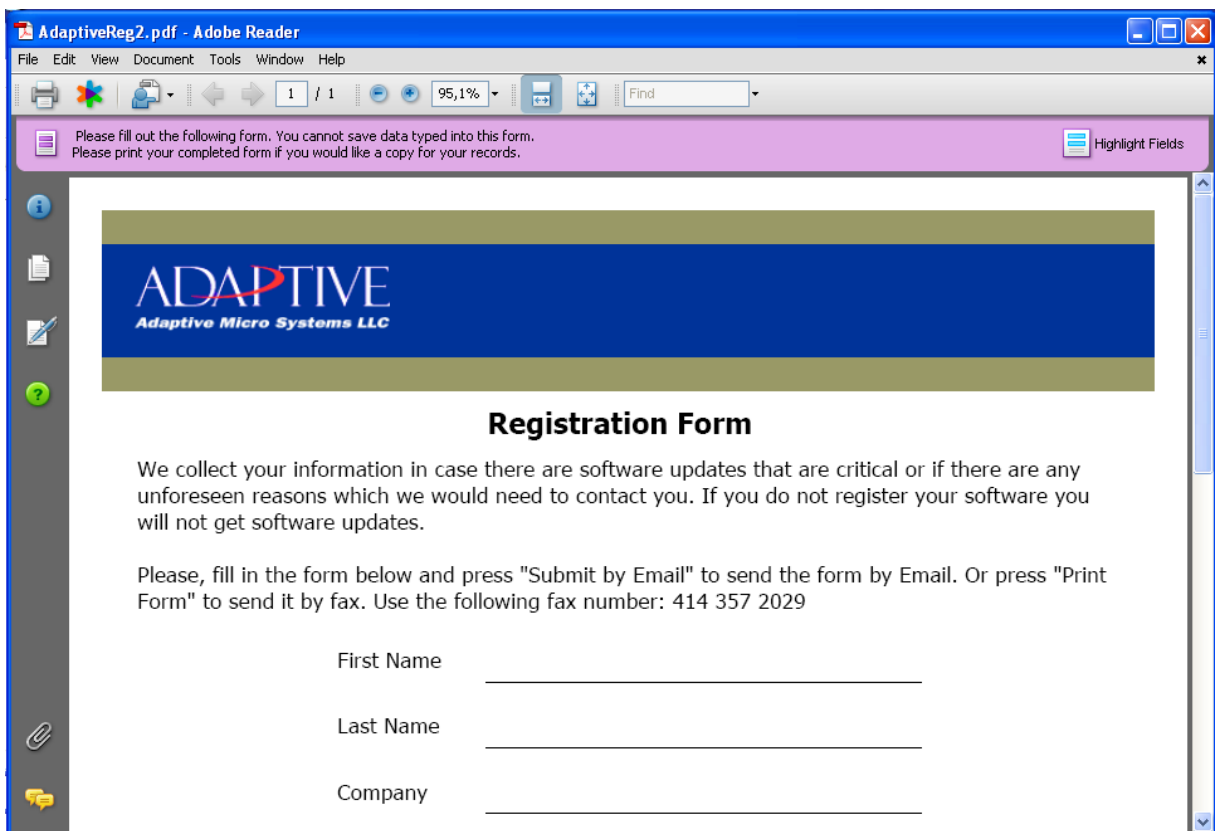




- Just click OK.



- Close the registration form, Support will be given by Daylight, you don't have to fill this in.



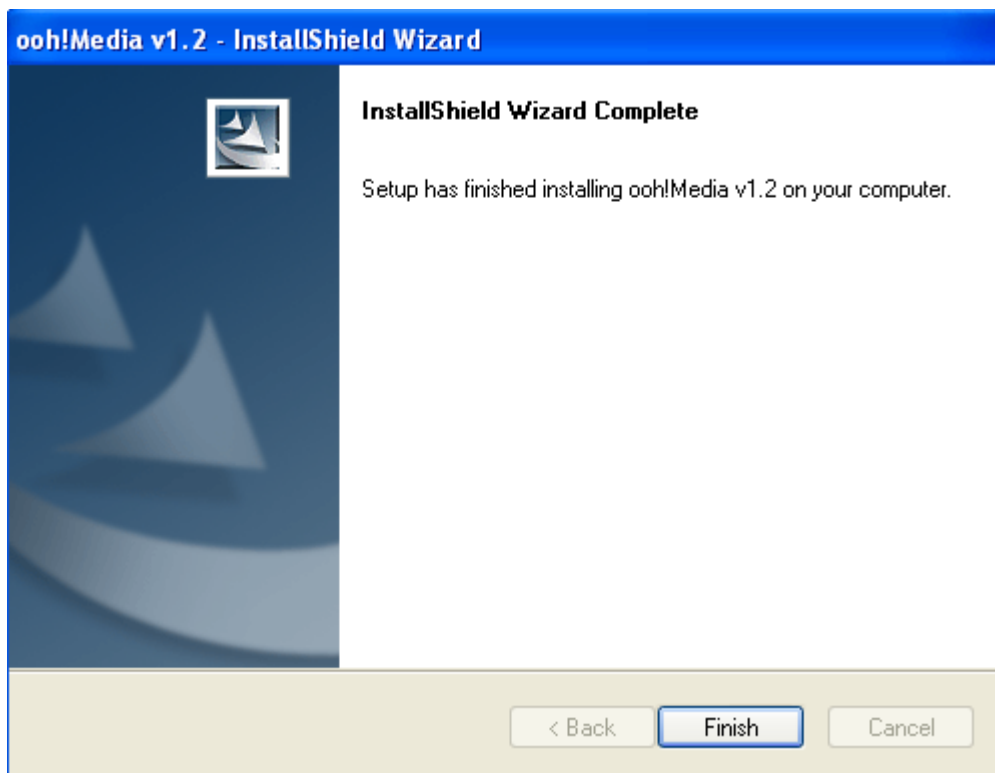
- Click Finish and the installation is Complete

Daylight bvba, Brusselsesteenweg 715
9050 Gentbrugge - België
HRG 161 498 / BE 443 834 881

tel +32 (09) 230 54 00
fax +32 (09) 230 96 19
email info@daylight.be

KBC Nederland 063.31.00.102
KBC BELGIE 446-9650001-96
BANK VAN BREDA 645-1411520-11

<http://www.daylight.be>



3. Application launch

- Start the application from the startmenu :

All Programs / Adaptive Micro Systems / ooh!Media / ooh!Media

- After launching the application you get the following window, click OK:



- Click OK again.

Email
 Fax

Ok

- Enter the registration key and click OK:

Enter application key

Ok Cancel

- Configure the sign with your parameters of size and IP information

Sign Options [X]

Sign Configuration

Name: Display naam

Family: Excite

Matrix: Height: 112 Width: 192 pixels

Number of Faces: Master

Color: RGB

Communication Type: Ethernet

Sign Communication

IP address/Host name: IP Display

Service Port: 21

Password: ****

Auto Detect

Ok Cancel